

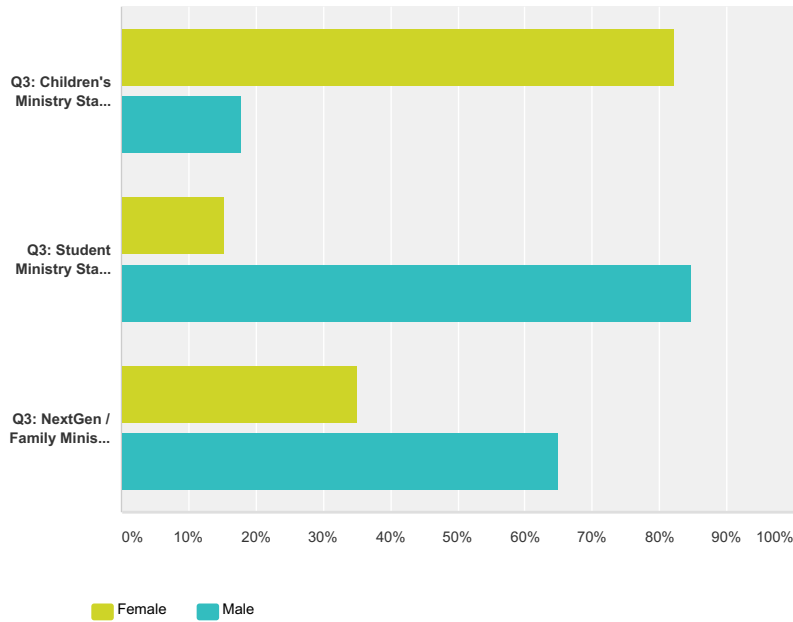
Q1 Your email? (If you want the results of the survey and a shot at the OC ticket)

Answered: 230 Skipped: 9

	Your email? (If you want the results of the survey and a shot at the OC ticket)	Total
Q3: Children's Ministry Staff (paid or unpaid)	100.00% 145	63.04% 145
Q3: Student Ministry Staff (paid or unpaid)	100.00% 45	19.57% 45
Q3: NextGen / Family Ministry Pastor (paid or unpaid)	100.00% 40	17.39% 40
Total Respondents	230	230

Q2 What is your gender?

Answered: 238 Skipped: 1

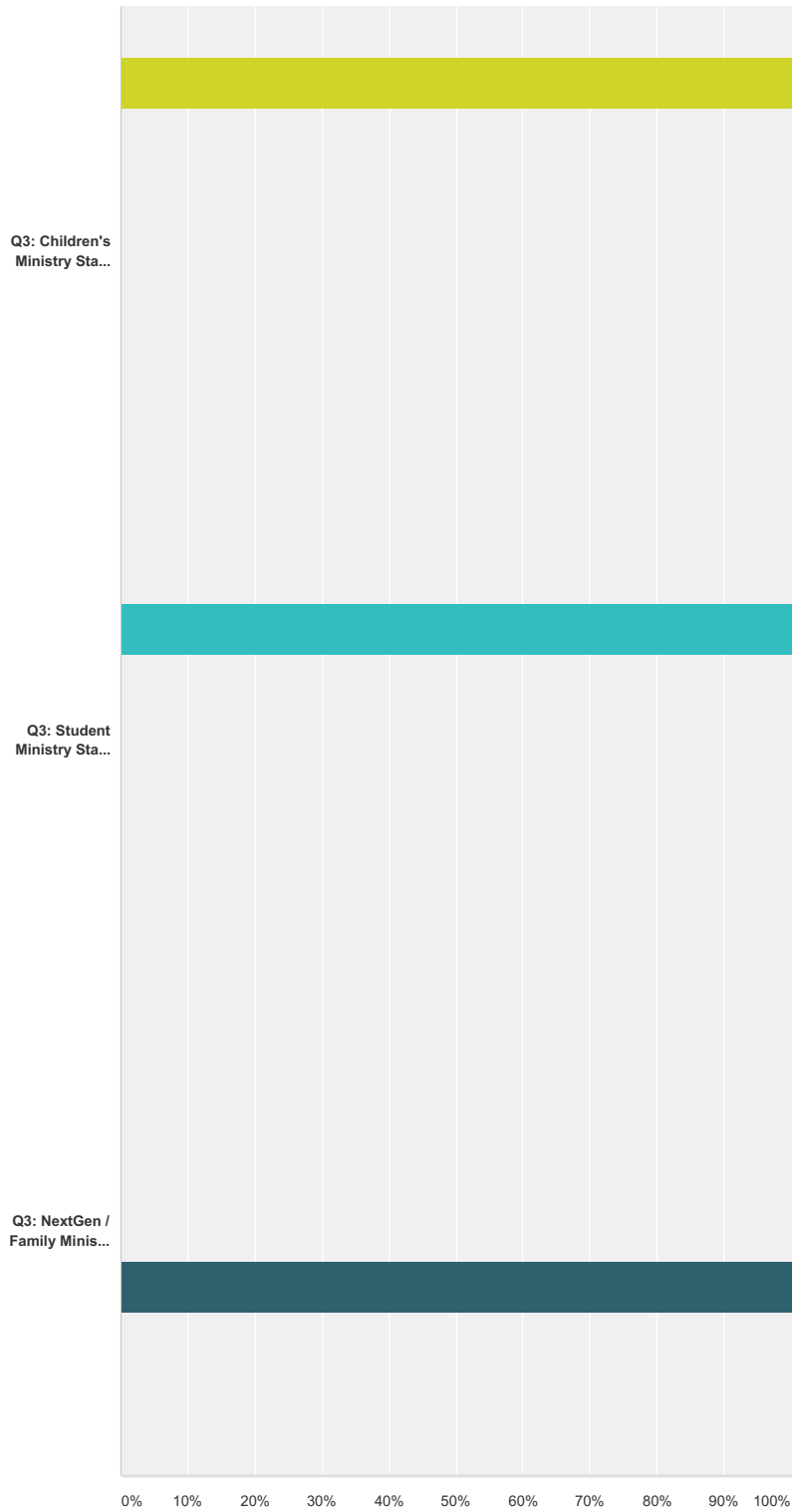


	Female	Male	Total
Q3: Children's Ministry Staff (paid or unpaid) (A)	82.24% 125	17.76% 27	63.87% 152
Q3: Student Ministry Staff (paid or unpaid) (B)	15.22% 7	84.78% 39	19.33% 46
Q3: NextGen / Family Ministry Pastor (paid or unpaid) (C)	35.00% 14	65.00% 26	16.81% 40
Total Respondents	146	92	238

Q3 Which best describes your role at your church?

Answered: 239 Skipped: 0

Family Ministry / NextGen Ministry Survey



- Children's Ministry Staff (paid or unpaid)
- Student Ministry Staff (paid or unpaid)
- Children's Ministry Volunteer
- Student Ministry Volunteer
- NextGen / Family Ministry Pastor (paid or unpaid)
- Staff, but not in Family Ministry (paid or unpaid)
- Volunteer, but not in Family Ministry

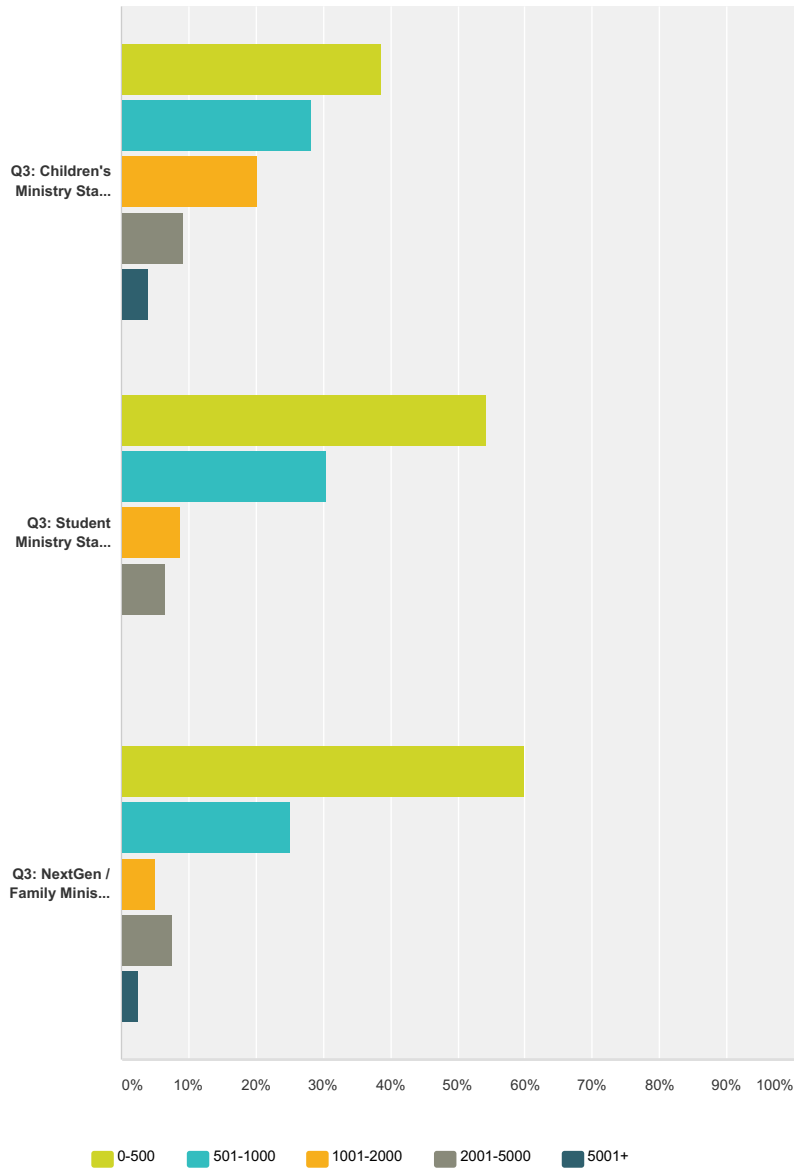
Children's Ministry Staff (paid or unpaid)	Student Ministry Staff (paid or unpaid)	Children's Ministry Volunteer	Student Ministry Volunteer	NextGen / Family Ministry Pastor (paid or unpaid)	Staff, but not in Family Ministry (paid or unpaid)	Volunteer, but not in Family Ministry	Total

Family Ministry / NextGen Ministry Survey

Q3: Children's Ministry Staff (paid or unpaid) (A)	100.00% 153	0.00% 0	0.00% 0	0.00% 0	0.00% 0	0.00% 0	0.00% 0	64.02% 153
Q3: Student Ministry Staff (paid or unpaid) (B)	0.00% 0	100.00% 46	0.00% 0	0.00% 0	0.00% 0	0.00% 0	0.00% 0	19.25% 46
Q3: NextGen / Family Ministry Pastor (paid or unpaid) (C)	0.00% 0	0.00% 0	0.00% 0	0.00% 0	100.00% 40	0.00% 0	0.00% 0	16.74% 40
Total Respondents	153	46	0	0	40	0	0	239
							Other (please specify)	Total
Q3: Children's Ministry Staff (paid or unpaid) (A)							2	2
Q3: Student Ministry Staff (paid or unpaid) (B)							0	0
Q3: NextGen / Family Ministry Pastor (paid or unpaid) (C)							0	0

Q4 What was the total average attendance for your church last year (2015)?

Answered: 239 Skipped: 0



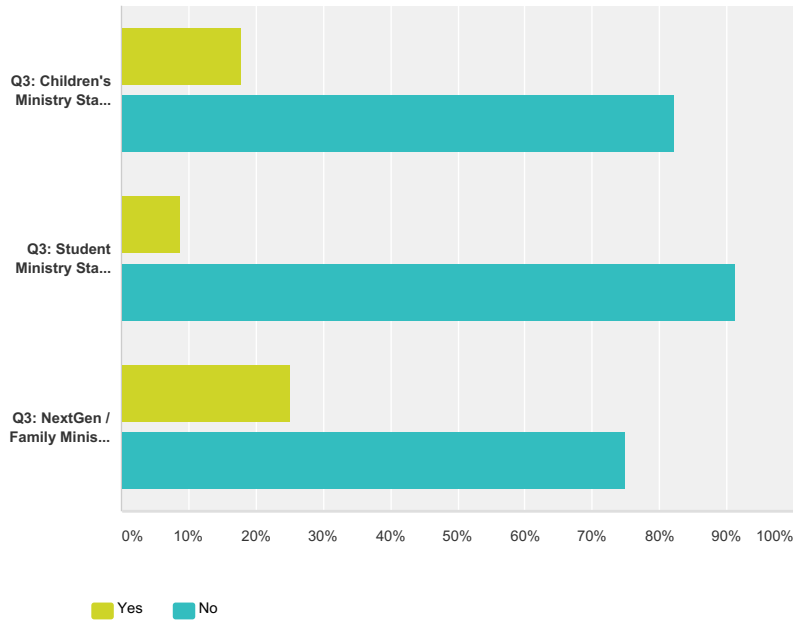
	0-500	501-1000	1001-2000	2001-5000	5001+	Total
Q3: Children's Ministry Staff	2	0	0	0	0	2
Q3: Student Ministry Staff	0	0	0	0	0	0
Q3: NextGen / Family Ministry Pastors	0	0	0	0	0	0

Family Ministry / NextGen Ministry Survey

Q3: Children's Ministry Staff (paid or unpaid) (A)	38.56% 59	28.10% 43	20.26% 31	9.15% 14	3.92% 6	64.02% 153
Q3: Student Ministry Staff (paid or unpaid) (B)	54.35% 25	30.43% 14	8.70% 4	6.52% 3	0.00% 0	19.25% 46
Q3: NextGen / Family Ministry Pastor (paid or unpaid) (C)	60.00% 24	25.00% 10	5.00% 2	7.50% 3	2.50% 1	16.74% 40
Total Respondents	108	67	37	20	7	239

Q5 Would you describe your church as a church plant? (started in last 10 years)

Answered: 239 Skipped: 0

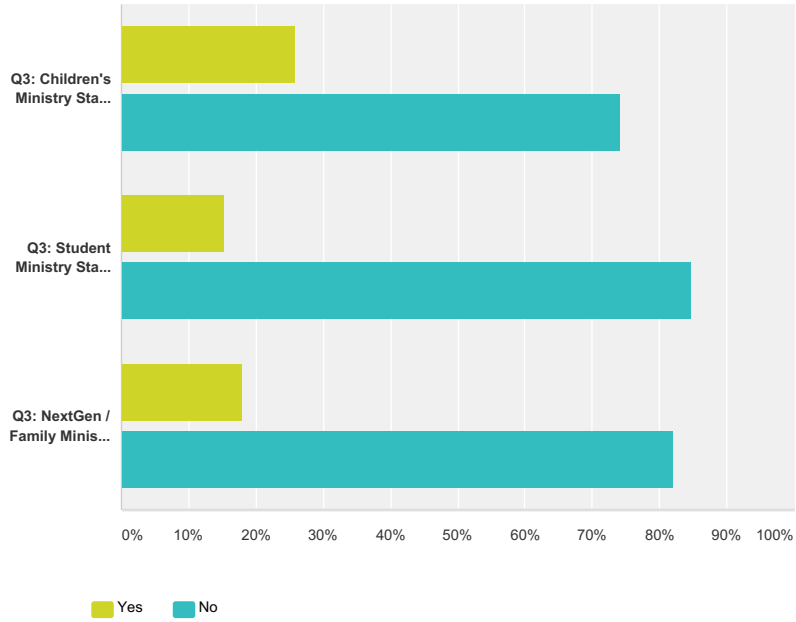


	Yes	No	Total
Q3: Children's Ministry Staff (paid or unpaid) (A)	17.65% 27	82.35% 126	64.02% 153
Q3: Student Ministry Staff (paid or unpaid) (B)	8.70% 4	91.30% 42	19.25% 46
Q3: NextGen / Family Ministry Pastor (paid or unpaid) (C)	25.00% 10	75.00% 30	16.74% 40
Total Respondents	41	198	239

Q6 Is your church multisite? (Two or more locations)

Answered: 236 Skipped: 3

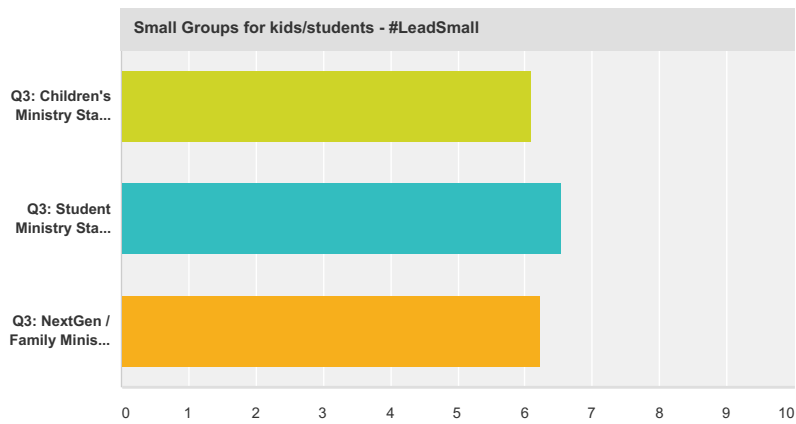
Family Ministry / NextGen Ministry Survey



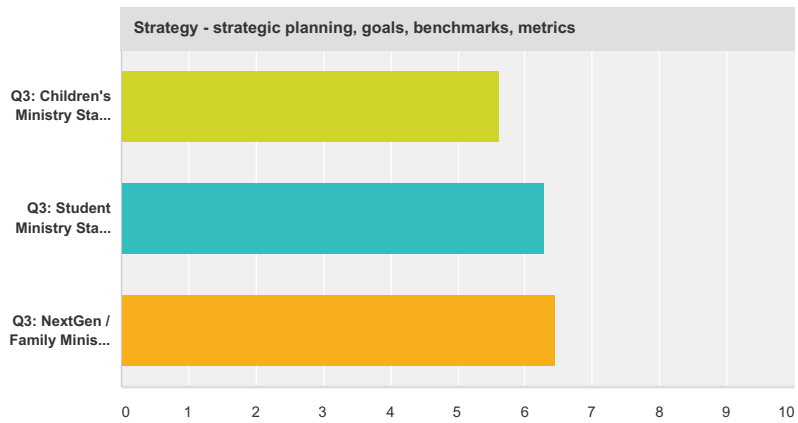
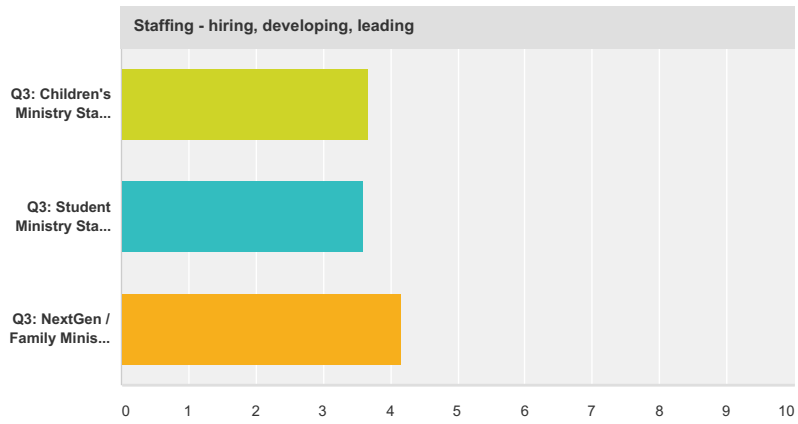
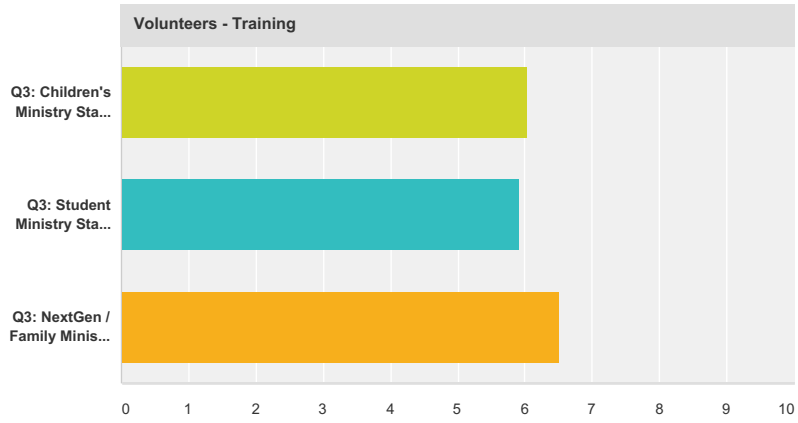
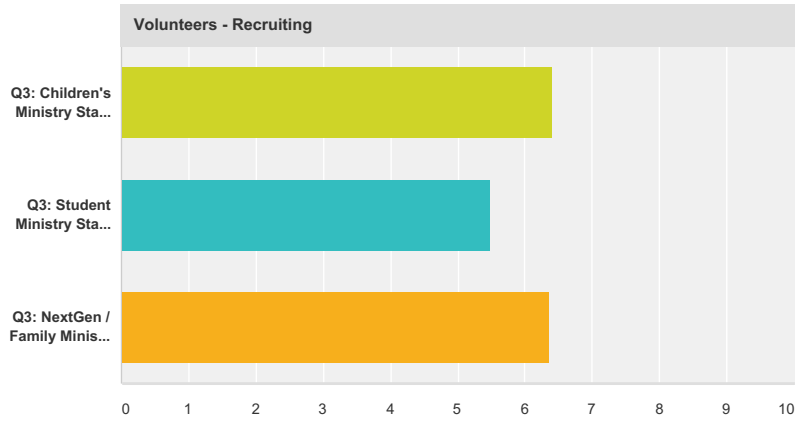
	Yes	No	Total
Q3: Children's Ministry Staff (paid or unpaid) (A)	25.83% 39	74.17% 112	63.98% 151
Q3: Student Ministry Staff (paid or unpaid) (B)	15.22% 7	84.78% 39	19.49% 46
Q3: NextGen / Family Ministry Pastor (paid or unpaid) (C)	17.95% 7	82.05% 32	16.53% 39
Total Respondents	53	183	236

Q7 Please rank the order of these topics in terms of how helpful they are to you (1 is most helpful)

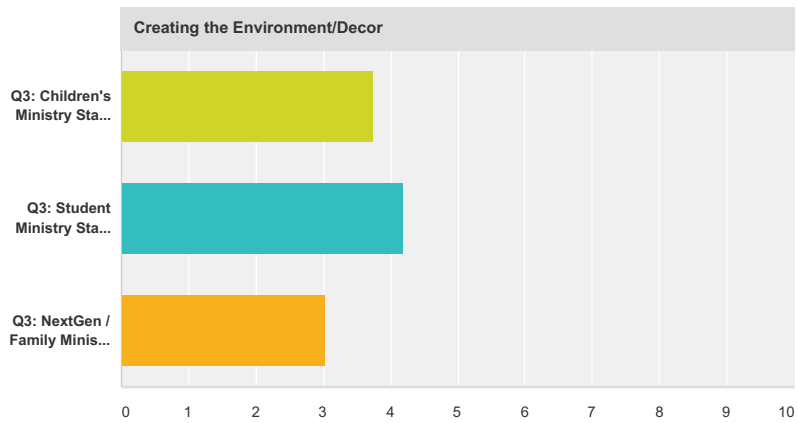
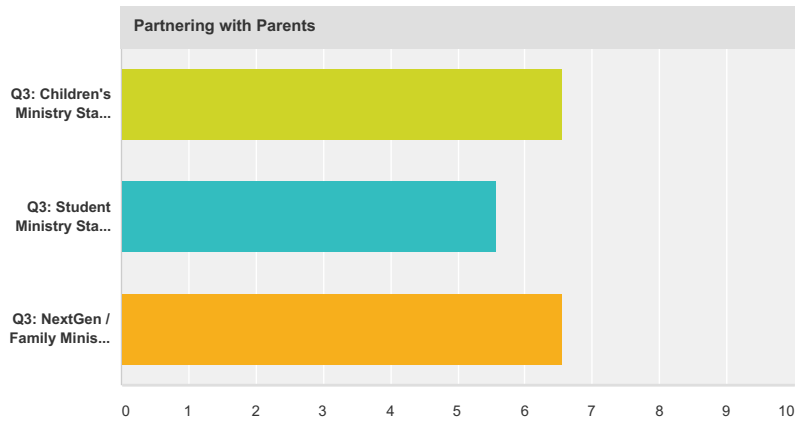
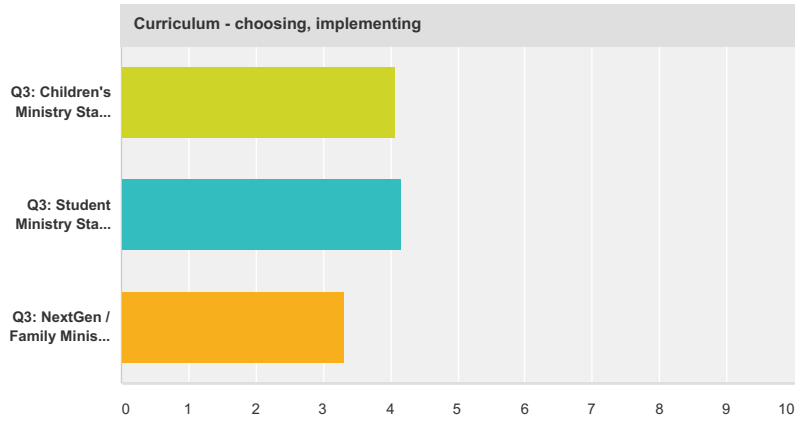
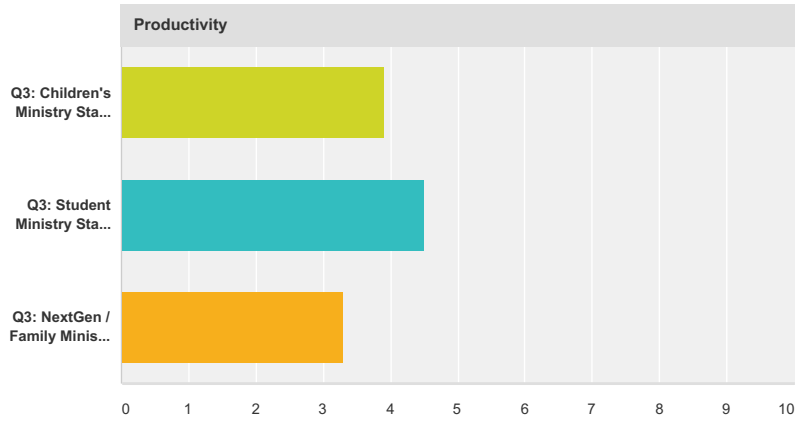
Answered: 239 Skipped: 0



Family Ministry / NextGen Ministry Survey



Family Ministry / NextGen Ministry Survey



Family Ministry / NextGen Ministry Survey

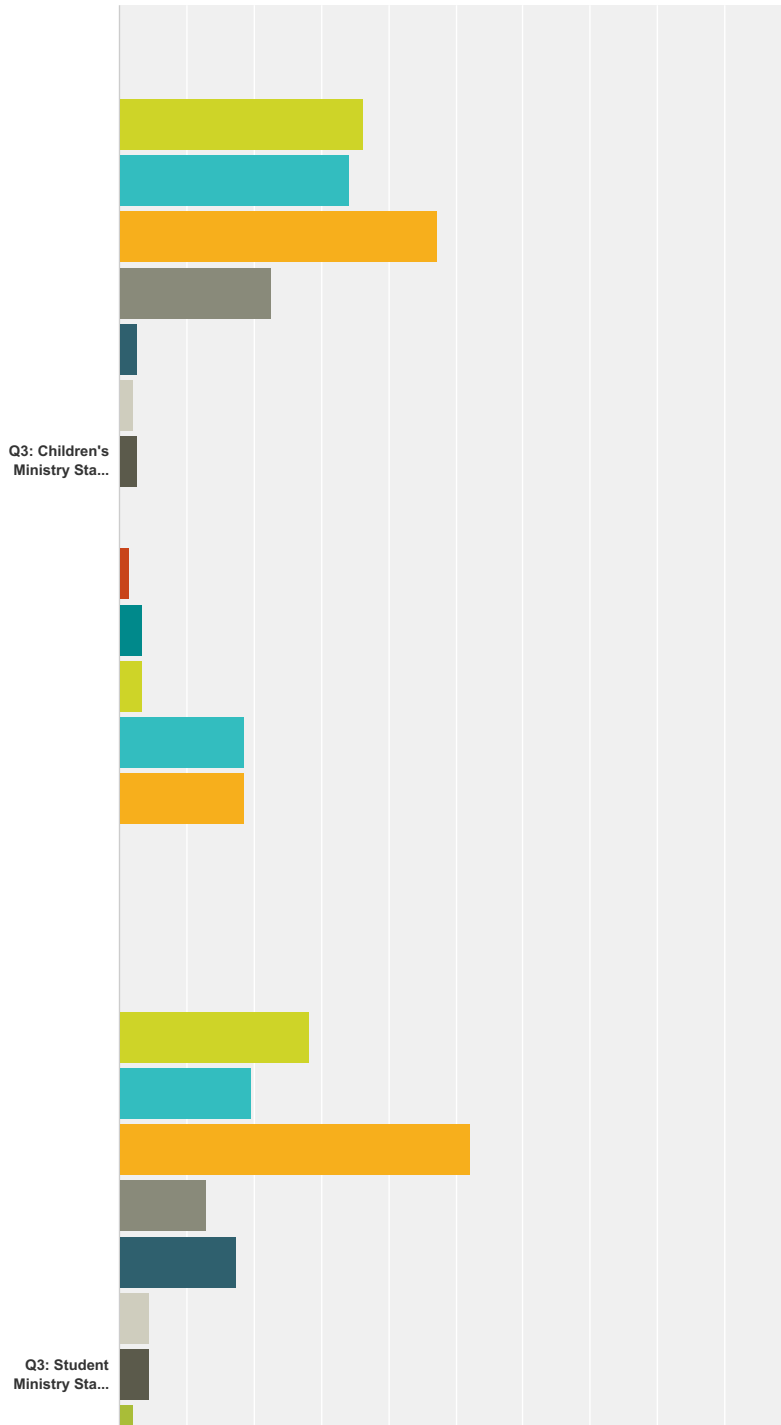
Small Groups for kids/students - #LeadSmall										
	1	2	3	4	5	6	7	8	9	Total
Q3: Children's Ministry Staff (paid or unpaid) (A)	17.39% 24	15.94% 22	13.77% 19	14.49% 20	13.04% 18	10.87% 15	7.25% 10	5.07% 7	2.17% 3	57.74% 138
Q3: Student Ministry Staff (paid or unpaid) (B)	32.50% 13	10.00% 4	7.50% 3	15.00% 6	10.00% 4	15.00% 6	7.50% 3	2.50% 1	0.00% 0	16.74% 40
Q3: NextGen / Family Ministry Pastor (paid or unpaid) (C)	13.89% 5	27.78% 10	13.89% 5	11.11% 4	8.33% 3	11.11% 4	2.78% 1	5.56% 2	5.56% 2	15.06% 36
Volunteers - Recruiting										
	1	2	3	4	5	6	7	8	9	Total
Q3: Children's Ministry Staff (paid or unpaid) (A)	25.19% 34	15.56% 21	14.81% 20	12.59% 17	8.89% 12	8.89% 12	3.70% 5	8.15% 11	2.22% 3	56.49% 135
Q3: Student Ministry Staff (paid or unpaid) (B)	13.89% 5	11.11% 4	19.44% 7	5.56% 2	5.56% 2	19.44% 7	13.89% 5	8.33% 3	2.78% 1	15.06% 36
Q3: NextGen / Family Ministry Pastor (paid or unpaid) (C)	13.89% 5	30.56% 11	5.56% 2	16.67% 6	8.33% 3	11.11% 4	13.89% 5	0.00% 0	0.00% 0	15.06% 36
Volunteers - Training										
	1	2	3	4	5	6	7	8	9	Total
Q3: Children's Ministry Staff (paid or unpaid) (A)	8.76% 12	17.52% 24	18.98% 26	18.25% 25	16.06% 22	9.49% 13	5.84% 8	2.19% 3	2.92% 4	57.32% 137
Q3: Student Ministry Staff (paid or unpaid) (B)	10.26% 4	12.82% 5	17.95% 7	20.51% 8	15.38% 6	10.26% 4	5.13% 2	5.13% 2	2.56% 1	16.32% 39
Q3: NextGen / Family Ministry Pastor (paid or unpaid) (C)	5.71% 2	8.57% 3	42.86% 15	22.86% 8	14.29% 5	5.71% 2	0.00% 0	0.00% 0	0.00% 0	14.64% 35
Staffing - hiring, developing, leading										
	1	2	3	4	5	6	7	8	9	Total
Q3: Children's Ministry Staff (paid or unpaid) (A)	3.47% 5	6.94% 10	10.42% 15	8.33% 12	7.64% 11	9.72% 14	6.94% 10	12.50% 18	34.03% 49	60.25% 144
Q3: Student Ministry Staff (paid or unpaid) (B)	7.69% 3	10.26% 4	5.13% 2	7.69% 3	7.69% 3	2.56% 1	2.56% 1	12.82% 5	43.59% 17	16.32% 39
Q3: NextGen / Family Ministry Pastor (paid or unpaid) (C)	8.11% 3	10.81% 4	10.81% 4	0.00% 0	16.22% 6	5.41% 2	10.81% 4	8.11% 3	29.73% 11	15.48% 37
Strategy - strategic planning, goals, benchmarks, metrics										
	1	2	3	4	5	6	7	8	9	Total
Q3: Children's Ministry Staff (paid or unpaid) (A)	15.22% 21	11.59% 16	10.87% 15	12.32% 17	13.77% 19	15.94% 22	10.87% 15	7.97% 11	1.45% 2	57.74% 138
Q3: Student Ministry Staff (paid or unpaid) (B)	19.05% 8	16.67% 7	9.52% 4	11.90% 5	26.19% 11	7.14% 3	7.14% 3	2.38% 1	0.00% 0	17.57% 42
Q3: NextGen / Family Ministry Pastor (paid or unpaid) (C)	30.77% 12	10.26% 4	10.26% 4	2.56% 1	23.08% 9	17.95% 7	2.56% 1	2.56% 1	0.00% 0	16.32% 39
Productivity										
	1	2	3	4	5	6	7	8	9	Total
Q3: Children's Ministry Staff (paid or unpaid) (A)	2.13% 3	5.67% 8	5.67% 8	5.67% 8	14.89% 21	14.18% 20	25.53% 36	19.15% 27	7.09% 10	59.00% 141
Q3: Student Ministry Staff (paid or unpaid) (B)	6.98% 3	2.33% 1	2.33% 1	18.60% 8	20.93% 9	18.60% 8	9.30% 4	13.95% 6	6.98% 3	17.99% 43
Q3: NextGen / Family Ministry Pastor (paid or unpaid) (C)	2.70% 1	0.00% 0	2.70% 1	2.70% 1	10.81% 4	18.92% 7	24.32% 9	29.73% 11	8.11% 3	15.48% 37
Curriculum - choosing, implementing										
	1	2	3	4	5	6	7	8	9	Total
Q3: Children's Ministry Staff (paid or unpaid) (A)	8.11% 12	8.78% 13	6.08% 9	6.08% 9	12.16% 18	5.41% 8	14.19% 21	20.95% 31	18.24% 27	61.92% 148
Q3: Student Ministry Staff (paid or unpaid) (B)	4.65% 2	16.28% 7	2.33% 1	11.63% 5	4.65% 2	4.65% 2	20.93% 9	18.60% 8	16.28% 7	17.99% 43
Q3: NextGen / Family Ministry Pastor (paid or unpaid) (C)	5.26% 2	2.63% 1	5.26% 2	7.89% 3	5.26% 2	13.16% 5	7.89% 3	23.68% 9	28.95% 11	15.90% 38
Partnering with Parents										
	1	2	3	4	5	6	7	8	9	Total
Q3: Children's Ministry Staff (paid or unpaid) (A)	23.13% 34	18.37% 27	19.05% 28	12.24% 18	6.12% 9	9.52% 14	5.44% 8	3.40% 5	2.72% 4	61.51% 147
Q3: Student Ministry Staff (paid or unpaid) (B)	13.64% 6	13.64% 6	20.45% 9	2.27% 1	11.36% 5	13.64% 6	9.09% 4	13.64% 6	2.27% 1	18.41% 44

Family Ministry / NextGen Ministry Survey

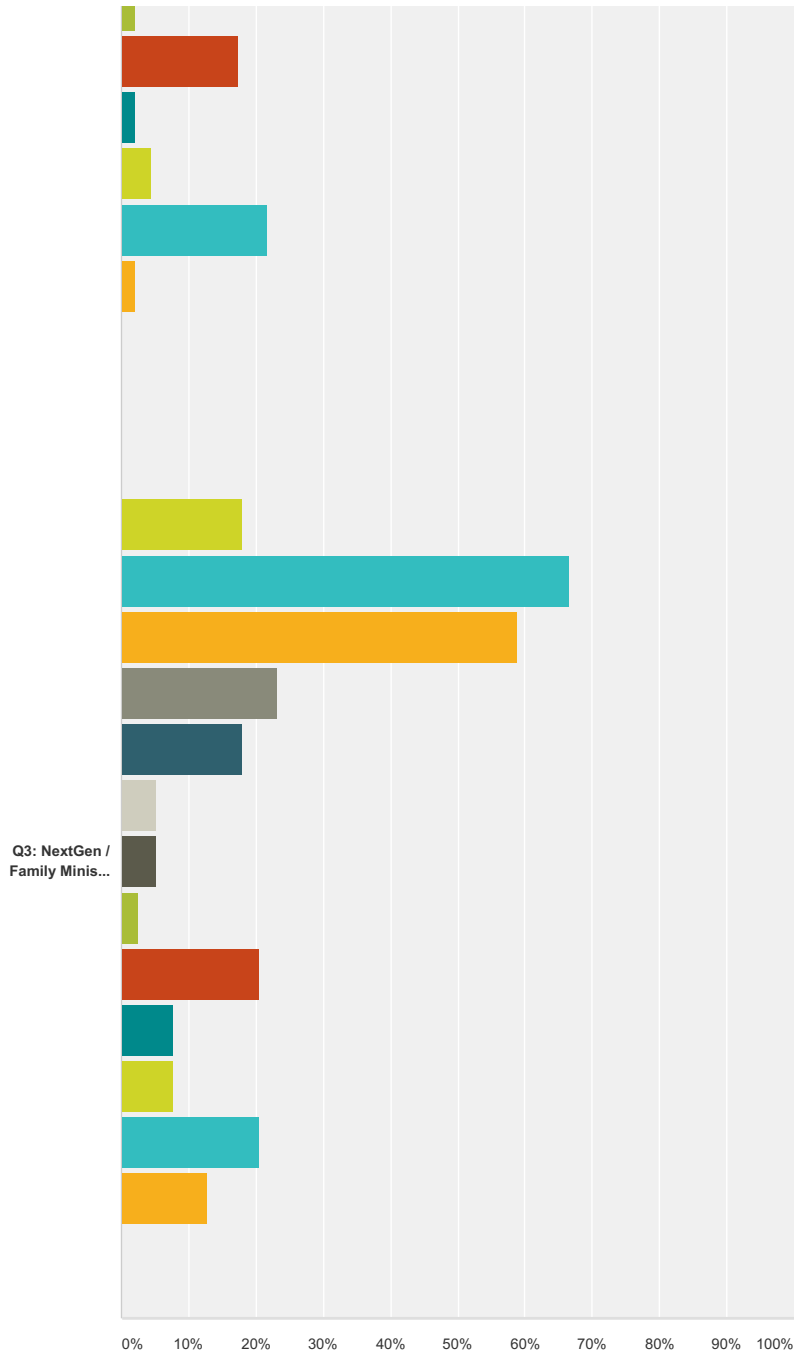
Q3: NextGen / Family Ministry Pastor (paid or unpaid) (C)	21.05% 8	10.53% 4	15.79% 6	31.58% 12	5.26% 2	7.89% 3	7.89% 3	0.00% 0	0.00% 0	15.90% 38
Creating the Environment/Decor										
	1	2	3	4	5	6	7	8	9	Total
Q3: Children's Ministry Staff (paid or unpaid) (A)	3.97% 6	4.64% 7	5.30% 8	11.26% 17	7.95% 12	12.58% 19	17.22% 26	16.56% 25	20.53% 31	63.18% 151
Q3: Student Ministry Staff (paid or unpaid) (B)	0.00% 0	9.09% 4	20.45% 9	6.82% 3	4.55% 2	9.09% 4	22.73% 10	9.09% 4	18.18% 8	18.41% 44
Q3: NextGen / Family Ministry Pastor (paid or unpaid) (C)	2.50% 1	2.50% 1	0.00% 0	5.00% 2	12.50% 5	5.00% 2	25.00% 10	25.00% 10	22.50% 9	16.74% 40

Q8 What leadership/ministry podcasts do you listen to?

Answered: 231 Skipped: 8



Family Ministry / NextGen Ministry Survey



- I do not listen to podcasts
- Carey Nieuwhof Leadership
- Andy Stanley Leadership
- Perry Noble Leadership
- Youth Ministry Answers
- This Week in Youth Ministry
- YM Sidekick
- The Longer Haul Youth Ministry
- DYM Show
- unSeminary
- 5 Leadership Questions
- Catalyst
- Kidmin Talk Children's Ministry Podcast

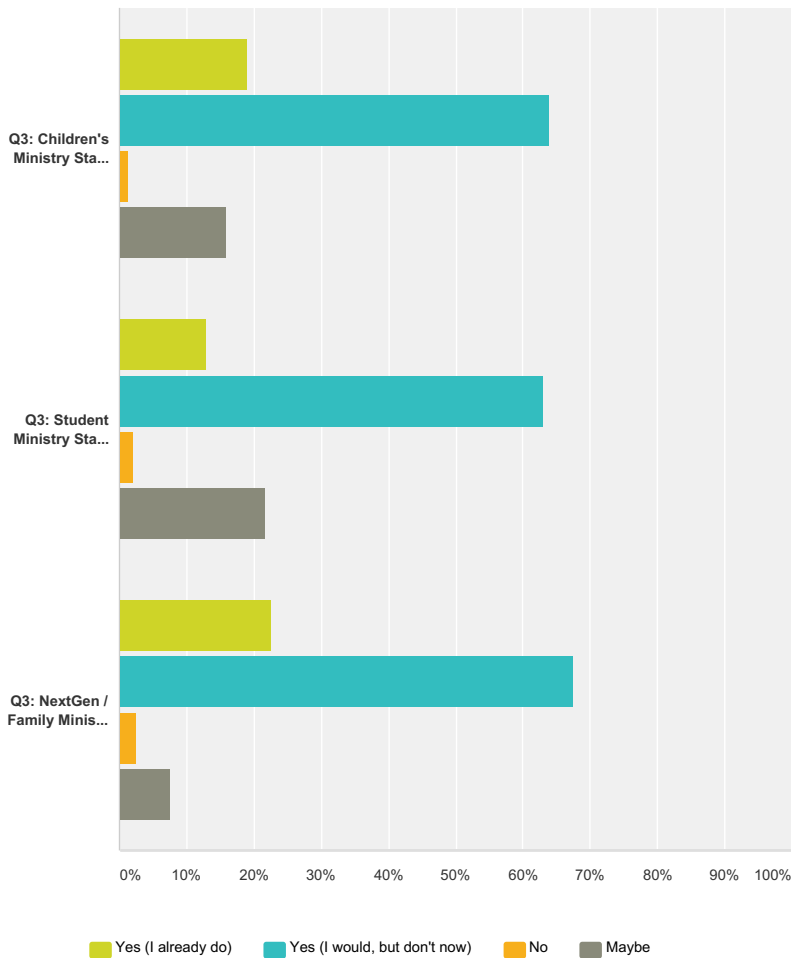
	I do not listen to podcasts	Carey Nieuwhof Leadership	Andy Stanley Leadership	Perry Noble Leadership	Youth Ministry Answers	This Week in Youth Ministry	YM Sidekick	The Longer Haul Youth Ministry	DYM Show	unSeminary	5 Leadership Questions	Catalyst	Kidmin Talk Children's Ministry Podcast	Total
Q3: Children's Ministry Staff (paid or unpaid) (A)	36.30% 53	34.25% 50	47.26% 69	22.60% 33	2.74% 4	2.05% 3	2.74% 4	0.00% 0	1.37% 2	3.42% 5	3.42% 5	18.49% 27	18.49% 27	122.08% 282

Family Ministry / NextGen Ministry Survey

Q3: Student Ministry Staff (paid or unpaid) (B)	28.26% 13	19.57% 9	52.17% 24	13.04% 6	17.39% 8	4.35% 2	4.35% 2	2.17% 1	17.39% 8	2.17% 1	4.35% 2	21.74% 10	2.17% 1	37.66% 87
Q3: NextGen / Family Ministry Pastor (paid or unpaid) (C)	17.95% 7	66.67% 26	58.97% 23	23.08% 9	17.95% 7	5.13% 2	5.13% 2	2.56% 1	20.51% 8	7.69% 3	7.69% 3	20.51% 8	12.82% 5	45.02% 104
Total Respondents	73	85	116	48	19	7	8	2	18	9	10	45	33	231
									Other (please specify)			Total		
Q3: Children's Ministry Staff (paid or unpaid) (A)									23			23		
Q3: Student Ministry Staff (paid or unpaid) (B)									6			6		
Q3: NextGen / Family Ministry Pastor (paid or unpaid) (C)									6			6		

Q9 Would you listen to a podcast featuring interviews with top family ministry leaders?

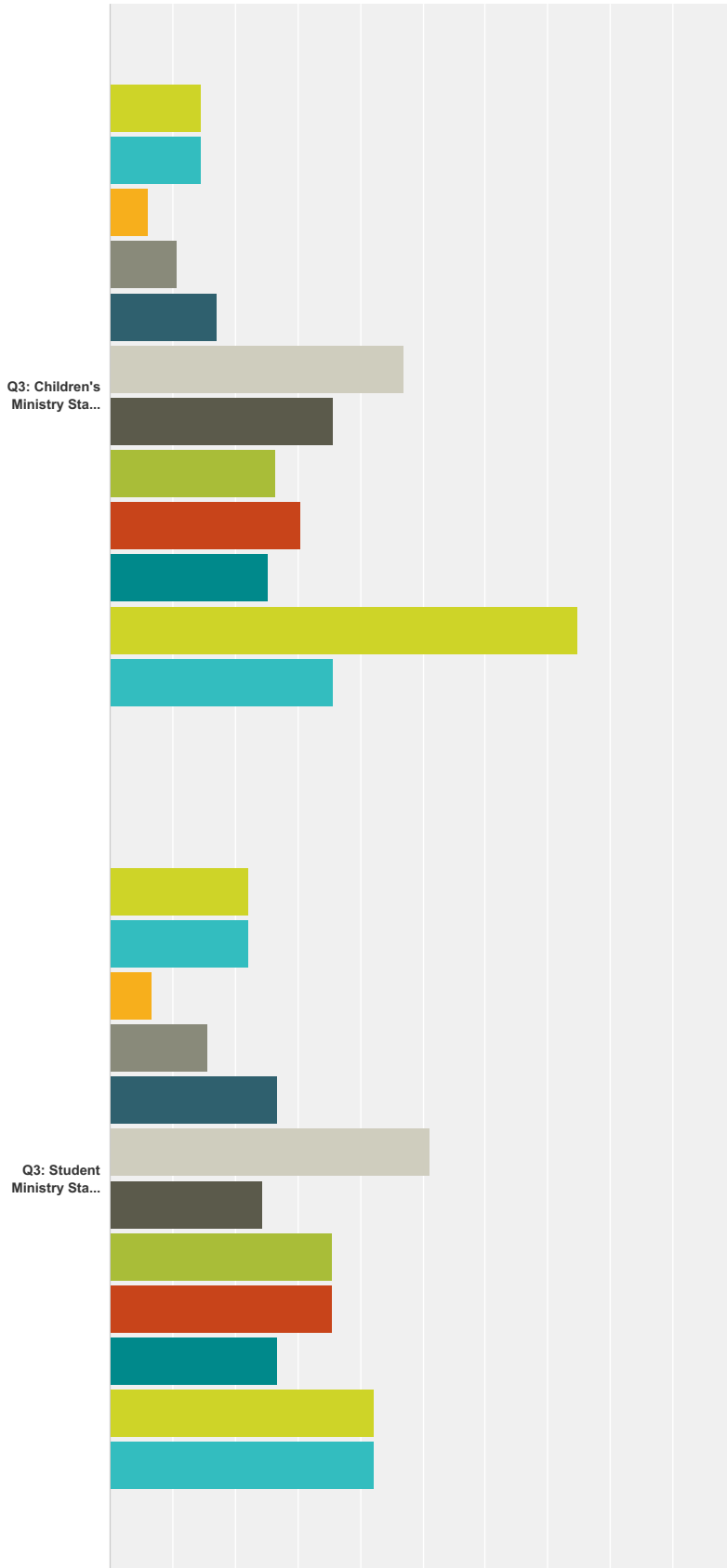
Answered: 238 Skipped: 1



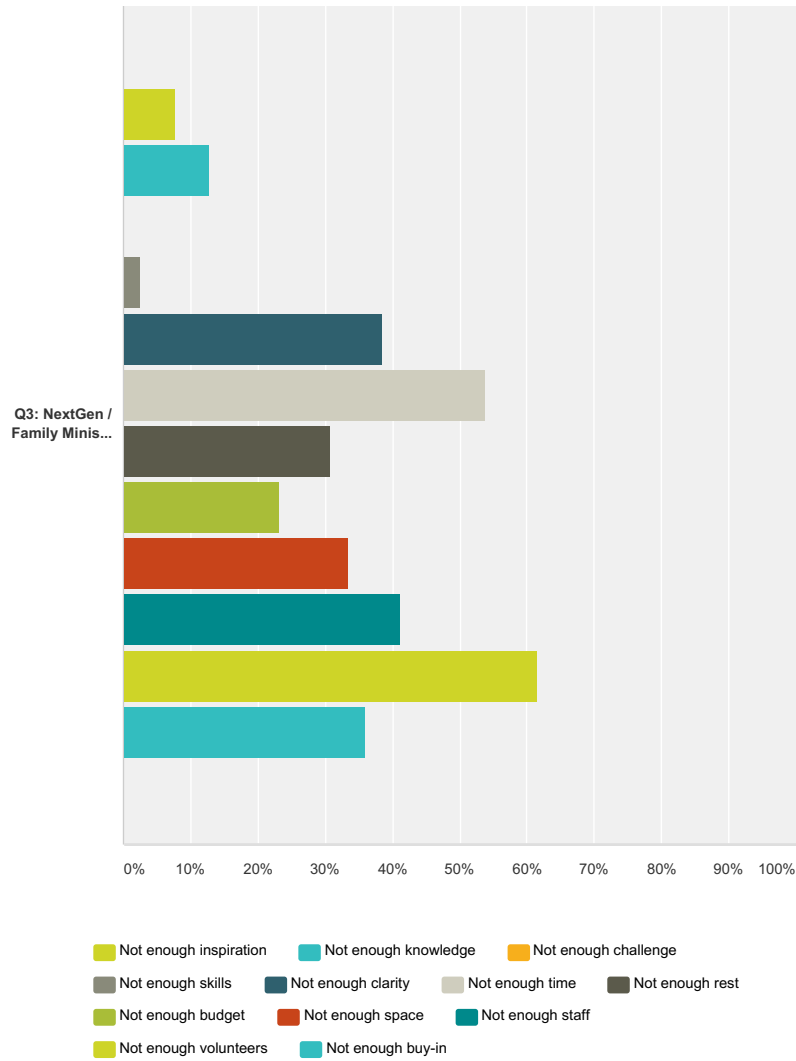
	Yes (I already do)	Yes (I would, but don't now)	No	Maybe	Total
Q3: Children's Ministry Staff (paid or unpaid) (A)	19.08% 29	63.82% 97	1.32% 2	15.79% 24	63.87% 152
Q3: Student Ministry Staff (paid or unpaid) (B)	13.04% 6	63.04% 29	2.17% 1	21.74% 10	19.33% 46
Q3: NextGen / Family Ministry Pastor (paid or unpaid) (C)	22.50% 9	67.50% 27	2.50% 1	7.50% 3	16.81% 40
Total Respondents	44	153	4	37	238

Q10 What are the biggest challenges or barriers you are facing right now? (Check all that apply)

Answered: 235 Skipped: 4



Family Ministry / NextGen Ministry Survey



	Not enough inspiration	Not enough knowledge	Not enough challenge	Not enough skills	Not enough clarity	Not enough time	Not enough rest	Not enough budget	Not enough space	Not enough staff	Not enough volunteers	Not enough buy-in	Total
Q3: Children's Ministry Staff (paid or unpaid) (A)	14.57% 22	14.57% 22	5.96% 9	10.60% 16	17.22% 26	47.02% 71	35.76% 54	26.49% 40	30.46% 46	25.17% 38	74.83% 113	35.76% 54	217.45% 511
Q3: Student Ministry Staff (paid or unpaid) (B)	22.22% 10	22.22% 10	6.67% 3	15.56% 7	26.67% 12	51.11% 23	24.44% 11	35.56% 16	35.56% 16	26.67% 12	42.22% 19	42.22% 19	67.23% 158
Q3: NextGen / Family Ministry Pastor (paid or unpaid) (C)	7.69% 3	12.82% 5	0.00% 0	2.56% 1	38.46% 15	53.85% 21	30.77% 12	23.08% 9	33.33% 13	41.03% 16	61.54% 24	35.90% 14	56.60% 133
Total Respondents	35	37	12	24	53	115	77	65	75	66	156	87	235
Other (please specify)											Total		
Q3: Children's Ministry Staff (paid or unpaid) (A)											9	9	
Q3: Student Ministry Staff (paid or unpaid) (B)											3	3	
Q3: NextGen / Family Ministry Pastor (paid or unpaid) (C)											6	6	